

DOCUMENT RESUME

ED 384 403

JC 950 364

AUTHOR Glass, Ruth S.; Farr, Loyce K.
 TITLE Educational Plant Survey: Gulf Coast Community College, May 16-18, 1995.
 INSTITUTION Florida State Dept. of Education, Tallahassee. Office of Educational Facilities.
 PUB DATE 95
 NOTE 57p.
 PUB TYPE Statistical Data (110) -- Reports - Research/Technical (143)

EDRS PRICE MF01/PC03 Plus Postage.
 DESCRIPTORS Capital Outlay (for Fixed Assets); Community Colleges; Construction Costs; Construction Needs; Educational Facilities Design; Educational Facilities Improvement; *Educational Facilities Planning; Educational Finance; Enrollment; *Enrollment Projections; Expenditure per Student; Facility Requirements; Long Range Planning; School Space; School Surveys; Space Utilization; Tables (Data); Two Year Colleges
 IDENTIFIERS Gulf Coast Community College FL

ABSTRACT

Pursuant to Florida educational legislation, this report presents findings of an educational plant survey conducted in May 1995 at Gulf Coast Community College (GCCC). The report is designed to aid the formulation of plans for housing the educational program, student population, faculty, administrators, staff, and auxiliary and ancillary services of the college for the ensuing 5-year period. Sections 1, 2, and 3 provide background information on the plant survey team, procedural policies, and the cooperative process used in conducting plant surveys in the Florida community college system. Section 4 contains a historical overview of GCCC, including its major mission, goals, and policies as they relate to capital improvements. Section 5 analyzes the student population and projected enrollment for the 5-year period, while section 6 highlights the program, service, and facility needs of GCCC. Section 7 provides an inventory of existing sites and facilities. Section 8 provides a plan for housing programs, students, and services, while section 9 features an analysis of capital outlay finances, including revenue sources for capital outlay. The final section offers recommendations for site acquisition, construction, remodeling, and renovation at GCCC at a total cost of \$13,744,423. (KP)

 * Reproductions supplied by EDRS are the best that can be made *
 * from the original document. *

ED 384 403

U.S. DEPARTMENT OF EDUCATION
Office of Educational Research and Improvement
EDUCATIONAL RESOURCES INFORMATION
CENTER (ERIC)

- This document has been reproduced as received from the person or organization originating it.
- Minor changes have been made to improve reproduction quality.
- Points of view or opinions stated in this document do not necessarily represent official OERI position or policy.

"PERMISSION TO REPRODUCE THIS
MATERIAL HAS BEEN GRANTED BY

M. Bailey

TO THE EDUCATIONAL RESOURCES
INFORMATION CENTER (ERIC)."

950 364

EDUCATIONAL PLANT SURVEY
GULF COAST COMMUNITY COLLEGE
MAY 16 - 18, 1995

DEPARTMENT OF EDUCATION
TALLAHASSEE, FLORIDA
FRANK T. BROGAN, COMMISSIONER

Affirmative action/Equal opportunity employer

TABLE OF CONTENTS

| | |
|--|-----|
| SECTION 1. | |
| EDUCATIONAL PLANT SURVEY TEAM | v |
| SECTION 2. | |
| PREFACE | vii |
| Section 3. | |
| INTRODUCTION TO THE EDUCATIONAL PLANT SURVEY | 1 |
| Statutory Foundations | 1 |
| Procedural Policies | 2 |
| Cooperative Process | 4 |
| SECTION 4. | |
| OVERVIEW OF THE COLLEGE | 7 |
| Historical Prospective | 7 |
| Collegewide Mission | 8 |
| Goals and Objectives | 8 |
| SECTION 5. | |
| ANALYSIS OF STUDENT POPULATION | 9 |
| Student Enrollment of College | 9 |
| Exhibit 31): Computation of Projections for Collegewide Capital Outlay Full-Time-Equivalent Student Enrollment | 10 |
| Exhibit 320: Distribution of 1999-2000 Projection for Capital Outlay Full-Time Equivalent Student Enrollment by Site | 11 |
| SECTION 6. | |
| PROGRAMS, SERVICES, AND FACILITY NEEDS | 13 |
| Exhibit 130: Program Facility List for: Site 1: Main Campus | 14 |

TABLE OF CONTENTS (Continued)

SECTION 7.

INVENTORY OF EXISTING SITES AND FACILITIES 27

 Description of Sites 27

 Description of Facilities 27

 Exhibit 140: Existing Satisfactory Student
 Stations and Space by Facility For:

 Site 1: Main Campus 29

 Instructional Facilities and Student Stations 30

 Auxiliary and Ancillary Facilities 30

 Exhibit 340: Aggregate Footage of Satisfactory
 Existing Net Square Footage by Space Category
 by Site 31

SECTION 8.

PLAN FOR HOUSING PROGRAMS, STUDENTS, AND SERVICES 33

 Programs and Students 33

 Exhibit 150: Summary of Student Stations for:

 Site 1: Main Campus 34

 Personnel and Services 35

 Exhibit 160: Summary of Existing and Recommended
 Square Footage for:

 Site 1: Main Campus 36

SECTION 9.

ANALYSIS OF CAPITAL OUTLAY FINANCES 37

 Revenue Sources for Capital Outlay 37

 Exhibit 210: Schedule of State Board of Education
 Bond Issues and Debt Requirements 39

 Exhibit 220: Capital Outlay Expenditure by
 Fund Source from 1989-1990 through 1993-1994 40

 Exhibit 230: Capital Outlay Expenditures by
 Project Type from 1989-1990 through 1993-1994 41


SECTION 10:

RECOMMENDATIONS FOR EDUCATIONAL PLANTS 43

 Exhibit 500: Recommendations for Educational
 Plants for:

 Site 1: Main Campus 46

 Standard Collegewide Recommendations 52




SECTION 1
EDUCATIONAL PLANT
SURVEY
TEAM

Team members: Persons serving on the educational plant survey for Gulf Coast Community College were from the Department of Education, Office of Educational Facilities.

Dr. Ruth S. Glass
Survey Director and Editor
Educational Facilities Specialist
Office of Educational Facilities

Ms. Loyce K. Farr
Program Director
Educational Facilities Specialist
Office of Educational Facilities



SECTION 2

PREFACE


An educational plant survey is a systematic study and evaluation of existing educational plants and the determination of future educational plant needs with respect to provision of appropriate facilities for accommodating educational programs and services for students. At least every five years, each Florida community college district board of trustees arranges for a districtwide educational plant survey pursuant to requirements in Section 9(d) of Article XII of the State Constitution, as amended, and Section 235.15, Florida Statutes (F.S.). The purpose of the survey is to aid the formulation of plans for housing the educational program, student population, faculty, administrators, staff, and auxiliary and ancillary services of the college for the following five-year period.

This publication, prepared for the District Board of Trustees of Gulf Coast Community College, is the report of findings of the educational plant survey for Gulf Coast Community College conducted May 16 - 18, 1995. The report contains recommendations for the educational plants of the college for the period from May 18, 1995, through June 30, 2000. The recommendations herein supersede all previous survey recommendations not implemented as of May 18, 1995, by either execution of a construction contract or issuance of a purchase order.

The findings and recommendations contained in this survey report enable the Board of Trustees to accomplish certain responsibilities with which it is vested: adoption of a proposed long-range plan for educational plants and auxiliary and ancillary facilities under Section 235.16, F.S.; adoption of a capital outlay budget as part of the college annual budget under Section 235.18, F.S.; submission to the Commissioner of Education of a three-year plan and data required for development of the annual legislative capital outlay budget request under Section 235.41, F.S.; use of state capital outlay funds for payment for capital outlay projects under Rule 6A-2.0204(4), Florida Administrative Code (FAC); and formulation of a proposed building program and its submission in the form of a project priority list through the Office of Educational Facilities to the State Board of Education for approval under Rule 6A-2.0207, FAC, with the order of priority for expenditure of funds established in accordance with Rule 6A-2.0206, FAC.

Additionally, the survey report serves to satisfy the requirement of Section 240.327 (1), F.S., that the need for community college facilities be established by a survey. Finally, pursuant to Section 235.435(4)(a), F.S., all remodeling, renovation, and new construction projects included in the three-year priority list for legislative funding, prepared by the State Board of Community Colleges for the capital outlay budget request, must have been recommended by a survey.

The survey team gratefully acknowledges the contributions of time, effort, and expertise made by everyone who participated in the survey process: members of the faculty, staff, and administration at Gulf Coast Community College and staff of the Department of Education.



SECTION 3
INTRODUCTION
TO THE
EDUCATIONAL PLANT SURVEY

The educational plant survey is the initial planning phase for providing public educational plants in the State of Florida. Careful planning contributes to appropriate housing of educational programs and services for students and to the wise expenditure of public funds. The educational plant survey is established in the Constitution of the State of Florida and the Statutes of Florida.

Statutory Foundations: The statutory foundations for educational plant surveys are described below.

Legal Basis: The legal basis for the educational plant survey is established in Section 235.15, Florida Statutes:

Educational plant survey required.--At least every 5 years, each board, including the Board of Regents, shall arrange for an educational plant survey, to aid in formulating plans for housing the educational program and student population, faculty, administrators, staff, and auxiliary and ancillary services of the district or campus. Before educational plant survey of a school district or community college that delivers vocational or adult education programs, the Division of Applied, Technology and Adult Education shall establish and transmit to the Office of Educational Facilities documentation of the need for additional vocational and adult education programs and the continuation of existing programs before facility construction or renovation related to vocational or adult education may be included in the education plant survey. Information used by the Division of Applied Technology and Adult Education to establish facility needs must include, but need not be limited to, labor market data, needs analysis, and information submitted by the school district or community college. Each survey shall be conducted by the Department of Education or an agency approved by the commissioner. Surveys conducted by agencies other than the Department of Education shall be reviewed and approved by the commissioner. The survey

report shall include at least an inventory of existing educational and ancillary plants; recommendations for existing educational and ancillary plants; recommendations for new educational or ancillary plants, including the general location of each; . . . and such other information as may be required by the rules of the State Board of Education. An official copy of each survey report shall be filed by the board with the office. This report may be amended, if conditions warrant, at the request of the board or commissioner. . . .

Definition: Educational plant survey means a systematic study of present educational and ancillary plants and the determination of future needs to provide an appropriate educational program and services for each student.

Purpose: The purpose of a community college educational plant survey is to aid the Board of Trustees in formulating plans for housing the educational program and student population, faculty, administrators, staff, and auxiliary and ancillary services of the college district for the following five-year period.

Requirement: At least every five years, each Board of Trustees shall arrange for an educational plant survey,

Alternative Methods: An educational plant survey shall be conducted either by the Department of Education or by an agency approved by the Commissioner of Education. Surveys conducted by agencies other than the Department of Education shall be reviewed and approved by the Commissioner.

Status of Prior Surveys: A new educational plant survey shall supersede, as of the date it is conducted, all previous survey recommendations which have not been implemented either by execution of a construction contract or issuance of a purchase order.

Amendment of Current Survey: The current survey may be amended during the projected period if conditions appear to justify a change in the projected building construction program by request for a supplementary survey made by the Board of Trustees or the Commissioner of Education.

Written Report: A written report containing the findings of the educational plant survey and recommendations for housing the educational programs and projected student population of the college shall be made to the Board of Trustees. An official copy of each survey report shall be filed by the Board with the Office of Educational Facilities.

Procedural Policies: Procedural policies incorporated in the educational plant survey process for community colleges are explained below.

Student Enrollment Projections: The survey uses five-year capital outlay full-time-equivalent student enrollment projections developed by the Division of Community Colleges, Department of Education. The distribution of these projections by site is furnished by the college.

Educational Programs: The survey formulates a plan for housing the programs and services provided by the college. The Board of Trustees determines what programs and services are offered. The Division of Applied Technology and Adult Education, Department of Education, establishes the need for the continuation of or additional vocational and adult programs.

Program Facility Lists: Survey evaluation and planning are conducted with reference to program facility lists prepared through cooperative efforts of college staff and the Office of Educational Facilities. The lists are based on size of space and occupant design criteria included in the Florida Administrative Code for programs and services approved by the Board of Trustees, as well as special needs of the college.

Facilities Inventory: The survey uses the information about existing educational plants carried in computerized state inventory files containing data for sites, facilities, and rooms. The inventory is validated through cooperative efforts of college staff and the Office of Educational Facilities.

Student Stations: The survey counts capacity carrying student stations that are satisfactory and designates which stations are unsatisfactory.

Space Utilization: Survey evaluation and planning are conducted with regard to standard utilization criteria for instructional spaces. Criteria for classrooms are: 65 hours of room use per week, Monday through Saturday; 90 percent rate of room occupancy; 55 percent rate of station occupancy for sites with up to 2500 capital outlay full-time-equivalent student enrollment (CO-FTE) and 60 percent rate of station occupancy for sites with 2500 or greater CO-FTE; and 13 average weekly contact hours per CO-FTE.

Standards for vocational laboratories are: 36 hours of room use per week; 68 percent rate of station occupancy; and 12 average weekly contact hours per vocational CO-FTE. Standards for nonvocational laboratories are: 21 hours of room use per week for sites with up to 2500 CO-FTE and 24 hours of room use per week for sites with 2500 or greater CO-FTE; 80 percent rate of station occupancy; and four average weekly contact hours per nonvocational CO-FTE.

Recommendations: The survey makes recommendations for site acquisition, development, and improvement, remodeling, renovation, and new construction for sites and facilities owned by the college. Standard recommendations are included for provision of custodial services facilities, provision of sanitation facilities, correction of safety deficiencies, modification for compliance with handicap standards, replacement of defective roofs, and purchase of equipment.

Recommendations for leased sites and facilities are made in accordance with the provisions of Sections 235.055 and 235.056, F.S., and Rule 6A-2.029, FAC. Recommendations pertaining to new campuses, centers, and sites are considered only after a proposal for establishment submitted by the college has been recommended by the State Board of Community Colleges as well as the Postsecondary Education Planning Commission and approved by the State Board of Education.

State Funds: Survey recommendations establish need for capital outlay projects; they do not imply automatic availability of funds to pay for projects. Information about state funds for public

education capital outlay projects and about eligibility for expenditure is found in Section 9(a)(2) and Section 9(d) of Article XII of the State Constitution, as amended, Chapter 235 and Chapter 240 of the Florida Statutes, and Rule 6A-2 of the Florida Administrative Code.

Cooperative Process: An educational plant survey conducted for a district Board of Trustees by the Department of Education is accomplished through cooperative efforts of the college administration and staff of the Office of Educational Facilities. The steps in the cooperative survey process are listed below.

1. The Board of Trustees requests, by resolution, that the Department of Education conduct a survey to determine the status and needs of the educational plants of the college district.
2. The director of the Educational Facilities Planning and Evaluation Section (Planning and Evaluation), Office of Educational Facilities, schedules the survey, appoints the survey director, and assigns survey staff from the Department of Education.
3. The college president appoints the survey coordinator for the college.
4. The survey director and other Planning and Evaluation staff are available for consultation and service to the college throughout the survey process.
5. The survey director gives the five-year capital outlay full-time-equivalent student enrollment projections developed by the Division of Community Colleges to the survey coordinator. College staff distribute the projections by site.
6. The Board of Trustees determines what vocational programs are to be provided in accordance with the need established by the Division of Applied Technology and Adult Education, Department of Education, for the five-year period of the survey. The board also established the academic programs to be provided by the college during the same period of time. College staff list the programs, indicating which ones the board wishes to continue, expand, initiate, and delete. Based on program decisions of the board, together, college administrators and staff and Planning and Evaluation staff prepare program facility lists for each campus, center and special purpose center.
7. College staff furnish site plans and building schematics for all sites and facilities owned by the college and for those leased for more than one year. Together, college staff and Planning and Evaluation staff validate and correct data for sites, facilities, and rooms carried in the computerized state inventory files as well as the site plans and building schematics.
8. College administrators and staff prepare lists for each site of needs identified by the college for site acquisition, development, and improvement, remodeling, renovation, and new construction. Outdoor physical education facilities are included under site improvement. Items may be included for projects in the planning stage for which an architect is employed but no construction contract has been executed.


Items for remodeling and renovation contain specific information: building number and name; room numbers; current functions of spaces, use codes, square footages, and student stations; as well as needed functions of spaces, use codes, square footages, and student stations. Items for new construction specify needed functions of spaces, use codes, net and gross square footages, and student stations.

Cost estimates are provided for items for site acquisition, development, and improvement; they may be furnished for other items as well. Cost estimates for survey recommendations involving building square footage are based on cost figures for the college used in the legislative capital outlay budget request for the fiscal year in which the survey is conducted. The survey director can provide these cost figures to the survey coordinator.

9. College staff prepare a survey workbook for use by survey staff during the educational plant survey. The workbook contains documentation related to items 5, 6, 7, and 8, above. It also contains general background information about the college and is supplemented with a current catalogue.

A copy of the workbook is provided for each survey staff member. One copy, along with the catalogue, is given to the survey director at least ten days before the opening date of the survey. The other copies may be distributed to survey staff at the beginning of the survey.

10. The college finance officer furnishes the survey director with particular financial information pertaining to state board of education bond issues and certain debt requirements, capital outlay expenditures by fund source, and capital outlay expenditures by project type.
11. The survey director and staff conduct the educational plant survey on site in the college district. They visit and evaluate all existing sites and facilities. They study and analyze all available information relevant to educational and ancillary plant needs. They discuss needs with college administrators and staff. Finally, they develop recommendations to provide for the needs.
12. The survey director, aided by survey staff, prepares the written report of findings and recommendations for the Board of Trustees. An official copy is filed with the Office of Educational Facilities.



SECTION 4

OVERVIEW

OF THE COLLEGE

The goal of the educational plant survey is to assist the college by developing a plan for housing the programs and services provided by the college. Educational plant needs are the focus of the survey. It also helps to have a general understanding of the college. The following information was provided by the college.

Historical Prospective: Gulf Coast Community College was the first public, two-year institution to open the doors after the 1957 Florida Legislature passed enabling legislation to establish a statewide network of community colleges. Today there are 28 public community colleges in the state located within commuting distance of 96 percent of the population.

From September, 1957, through the spring of 1960, Gulf Coast Community College operated in temporary facilities at the Wainwright Shipyard (located across the street from the present location at 5230 West Highway 98). The City of Panama City provided 40 acres for the permanent campus overlooking St. Andrew Bay and the college purchased the remaining 40 acres.

Construction of new buildings on the permanent, 80-acre campus was begin in 1959, and the move to the new campus was completed the following year.


For its first nine years, Gulf Coast Community College serviced primarily the residents of Bay County. In the summer of 1966, Gulf County was welcomed into the college district, and Franklin County was officially added in 1984.

Last year Gulf Coast Community College served more than 20,000 individuals in one or more of its varied programs. That figure included more than 10,000 persons who enrolled in the college's credit programs and more than 9,000 other individuals who participated in more noncredit short courses during the year.

Collegewide Mission: Gulf Coast Community College is a comprehensive, public, two-year college serving the residents of Bay, Gulf, and Franklin counties, Florida. The primary mission is to respond to community needs for postsecondary academic and career education by: (1) providing lower level undergraduate instruction and the awarding of associate degrees; (2) preparing students for careers requiring less than baccalaureate degrees; and (3) promoting economic development for the state within the college's service district. An additional role includes offering programs in the following areas: community educational services not directly related to academic or occupational advancement, adult precollege education, and recreational and leisure services.

Goals and Objectives: Gulf Course Community College has developed a set of specific goals and objective and goals which it hopes to achieve through the total program of education offered at the college.

1. General Education: Curricula needed by all students to function responsibly as individuals and members of society.
2. University Transfer: Curricula that enable students to complete the first two years leading to a baccalaureate degree.
3. Career Education: Curricula that prepare students for immediate employment in business, health sciences, technology, and other specialized fields.
4. Development Education: Curricula and services that enable students to meet basic competencies for entry into college credit courses.
5. Lifelong Learning: Educational opportunities for personal and career development and for community enhancement.
6. Economic Development Services: Services that promote economic development of the college district and the state.
7. Student Development Services: Services that promote the development of students academically, personally, and socially.
8. Enrichment Programs: Cultural and athletic offerings for the enrichment of students and the community.



SECTION 5
ANALYSIS
OF
STUDENT POPULATION

College Service Area: Gulf Coast Community College serves the geographic district of the state comprised of Bay, Gulf, and Franklin counties. Because it is a non-residential college, the great majority of the student population lives in the college district.

Student Enrollment of College: Student enrollment was the single most important factor considered by the survey team in making decisions related to planning square footage size and total amount of facilities. The unit of enrollment used in the survey was the capital outlay full-time-equivalent student (CO-FTE). It represents a student enrolled full time for fall, spring, and summer semesters during the academic year in classes taught in college-owned facilities. The level of enrollment used was the number of CO-FTE projected for the fifth year beyond the fiscal year in which the survey was conducted. The CO-FTE projections were separated according to vocational and nonvocational enrollments. Furthermore, they were distributed by site to enable appropriate planning for particular needs of each campus of the college. Collegewide CO-FTE projections are displayed in **Exhibit 310: Full-Time Equivalent Student Enrollment**. Distribution among sites is shown in **Exhibit 320: Distribution of Projected FTE Enrollment**.

The method for computation and distribution deserves note. Each year the college submits a report of actual full-time-equivalent student enrollment (FTE) to the Bureau of Information Systems, Division of Community Colleges. Using the last five years of actual FTE data along with general population figures for the college district, the Bureau projects both annual and capital outlay FTE for the next six-year period. The difference between annual FTE and CO-FTE equates to the deletion of courses using unowned space not requiring permanent facilities. Finally, using CO-FTE projections computed by the Bureau, the college distributes collegewide vocational and nonvocational CO-FTE among sites based on local expectation for the enrollment pattern throughout the district.

College: GULF COAST COMMUNITY COLLEGE

COMPUTATION OF PROJECTIONS FOR COLLEGEWIDE
CAPITAL OUTLAY FULL-TIME-EQUIVALENT STUDENT ENROLLMENT

| ITEM | 1995-1996 | 1996-1997 | 1997-1998 | 1998-1999 | 1999-00 |
|---|--------------|--------------|--------------|--------------|--------------|
| TOTAL CAPITAL OUTLAY FTE PROJECTIONS | 3,310 | 3,515 | 3,721 | 3,929 | 3,534 |
| NONVOCATIONAL FTE: | | | | | |
| * Annual FTE | 2,202 | 2,338 | 2,475 | 2,614 | 2,287 |
| Less: FTE Not Req Perm Facilities | 0 | 0 | 0 | 0 | 0 |
| Adjusted Annual FTE Projection | 2,202 | 2,338 | 2,475 | 2,614 | 2,287 |
| VOCATIONAL FTE: | | | | | |
| * Annual FTE | 1,108 | 1,177 | 1,246 | 1,315 | 1,247 |
| Less: FTE Not Req Perm Facilities | 0 | 0 | 0 | 0 | 0 |
| Adjusted Annual FTE Projection | 1,108 | 1,177 | 1,246 | 1,315 | 1,247 |

SOURCE: Department of Education, Division of Community Colleges, Bureau of Information Systems, "The FTE Projections for the Capital Outlay Formula Budget", September 8, 1994.

* Capital outlay full-time-equivalent student enrollment, 1999-00, projected.


College: GULF COAST COMMUNITY COLLEGE

**DISTRIBUTION OF 1999-00 PROJECTION FOR CAPITAL OUTLAY
FULL-TIME-EQUIVALENT STUDENT ENROLLMENT BY SITE**

| CAMPUS | NON- VOCATIONAL CO-FTE | VOCATIONAL CO-FTE | TOTAL CO-FTE* | PERCENT COLLEGE FTE |
|---|---------------------------------------|------------------------------|--------------------------|------------------------------------|
| TOTAL CAPITAL OUTLAY FTE FOR COLLEGE | 2,287 | 1,247 | 3,534 | 100.00% |
| ----- | | | | |
| Site : No. 1: Main Campus | 2,287 | 1,247 | 3,534 | 100.00% |

SOURCE: Capital Outlay FTE Projections furnished by college as of September 8, 1994.

* Capital outlay full-time-equivalent student enrollment, 1999-00, projected.



SECTION 6
PROGRAMS, SERVICES
AND
FACILITY NEEDS

Under the provisions of Section 240.319(3)(b), F.S., and Rule 6A-14.0247(3), FAC, the community college Board of Trustees has responsibility for establishing the programs and services provided by the college. The supportive role of the educational plant survey is to formulate a plan for housing the programs and services offered. The survey team developed a comprehensive five-year plan for appropriately accommodating the educational program, student population, faculty, administrators, staff, and auxiliary and ancillary services of the college.

A program facility list, or model of need, was prepared for each officially designated site. The development process involved participation by college administrators and key personnel representing vocational and nonvocational program areas, in consultation with staff of the Educational Facilities Planning and Evaluation Section, Office of Educational Facilities, and with reference to size of space and occupant design criteria provided in Rule 6A-2.032, FAC. In addition to detailed requirements for instructional programs, the list prescribed aggregate square footages for auxiliary and ancillary services classified according to physical education, library, audiovisual, auditorium/exhibition, student services, office, and institutional support services. The program facility lists for Gulf Coast Community College are presented by site in **Exhibit 130: Facilities List**.

College: GULF COAST COMMUNITY COLLEGE

Year: 1999-00

Site : No. 1: Main Campus

Site CO-FTE : 3534

Nonvocational: 2287

Vocational : 1247

| ICS CODE | DESCRIPTION OF SPACE | STA- TIONS PER SPAC | SQ/FT PER TION | SQ/FT EACH SPACE | NO. SPA- CES | TOTAL SQ/FT | TOTAL STATIONS |
|----------|----------------------|------------------------------|----------------------|------------------------|--------------------|----------------|-------------------|
|----------|----------------------|------------------------------|----------------------|------------------------|--------------------|----------------|-------------------|

GRAND TOTALS - CLASSROOMS AND LABS

179,805 2,390

| | | | | | | | |
|----------|----------------------------|----|----|-------|-----|--------|-------|
| 10000000 | INSTRUCTIONAL SPACES | | | | | | |
| 10000000 | GENERAL CLASSROOMS | | | | | | |
| 10000000 | Classroom | 25 | 25 | 625 | 52 | 32,500 | 1,300 |
| | Storage, Material | | | 75 | 52 | 3,900 | |
| | | | | 700 | 104 | 36,400 | |
| 11000000 | NONVOCATIONAL LABORATORIES | | | | | | |
| 11104000 | BIOLOGICAL SCIENCES | | | | | | |
| 11104010 | Biology Lab | 27 | 55 | 1,485 | 2 | 2,970 | 54 |
| | Storage, Material | | | 125 | 2 | 250 | |
| | Storage, Project | | | 275 | 2 | 550 | |
| | | | | 1,885 | 6 | 3,770 | |
| 11119000 | PHYSICAL SCIENCES | | | | | | |
| 11119010 | Physical Sciences Lab | 20 | 55 | 1,100 | 1 | 1,100 | 20 |
| | Storage, Material | | | 125 | 1 | 125 | |
| | Storage, Project | | | 175 | 1 | 175 | |
| | | | | 1,400 | 3 | 1,400 | |
| 11119020 | Physics Lab | 21 | 55 | 1,155 | 1 | 1,155 | 21 |
| | Storage, Material | | | 125 | 1 | 125 | |
| | Storage, Project | | | 175 | 1 | 175 | |
| | | | | 1,455 | 3 | 1,455 | |
| 11119050 | Chemistry Lab | 15 | 55 | 825 | 2 | 1,650 | 30 |
| | Storage, Material | | | 125 | 2 | 250 | |
| | Storage, Project | | | 175 | 2 | 350 | |
| | | | | 1,125 | 6 | 2,250 | |
| 11119070 | Organic Chemistry Lab | 20 | 55 | 1,100 | 1 | 1,100 | 20 |
| | Storage, Material | | | 125 | 1 | 125 | |
| | Storage, Project | | | 175 | 1 | 175 | |
| | | | | 1,400 | 3 | 1,400 | |

College: GULF COAST COMMUNITY COLLEGE

Year: 1999-00

Site : No. 1: Main Campus

Site CO-FTE : 3534

Nonvocational: 2287

Vocational : 1247

| ICS CODE | DESCRIPTION OF SPACE | STA- SQ/FT | | SQ/FT | NO. | SPA- TOTAL | TOTAL |
|----------|---------------------------------|------------|----------|-------|-----|------------|-------|
| | | TIONS PER | PER STA- | | | | |
| 11119170 | Earth Sciences Lab | 20 | 55 | 1,100 | 1 | 1,100 | 20 |
| | Storage, Material | | | 125 | 1 | 125 | |
| | Storage, Project | | | 175 | 1 | 175 | |
| | | | | 1,400 | 3 | 1,400 | |
| 11210000 | FINE AND APPLIED ARTS | | | | | | |
| 11210010 | Art Lab | 20 | 50 | 1,000 | 2 | 2,000 | 40 |
| | Kiln | | | 60 | 2 | 120 | |
| | Storage, Material | | | 100 | 2 | 200 | |
| | Storage, Project | | | 175 | 2 | 350 | |
| | | | | 1,335 | 8 | 2,670 | |
| 11210030 | Art (Appreciation) Lab | 30 | 50 | 1,500 | 1 | 1,500 | 30 |
| | Storage, Material | | | 100 | 1 | 100 | |
| | Storage, Project | | | 175 | 1 | 175 | |
| | | | | 1,775 | 3 | 1,775 | |
| 11210041 | Band Lab | 42 | 35 | 1,470 | 1 | 1,470 | 21 |
| | Ensemble | | | 300 | 1 | 300 | |
| | Practice, Music (1/40 students) | | | 50 | 1 | 50 | |
| | Practice, Music (1/40 students) | | | 50 | 1 | 50 | |
| | Practice, Music (1/40 students) | | | 50 | 1 | 50 | |
| | Reference | | | 100 | 1 | 100 | |
| | Storage, Instrument | | | 400 | 1 | 400 | |
| | Storage, Uniform | | | 60 | 1 | 60 | |
| | | | | 2,480 | 8 | 2,480 | |
| 11210041 | Choral Lab | 38 | 35 | 1,330 | 1 | 1,330 | 19 |
| | Ensemble | | | 300 | 1 | 300 | |
| | Practice, Music (1/40 students) | | | 50 | 1 | 50 | |
| | Practice, Music (1/40 students) | | | 50 | 1 | 50 | |
| | Practice, Music (1/40 students) | | | 50 | 1 | 50 | |
| | Reference | | | 100 | 1 | 100 | |
| | Storage, Instrument | | | 400 | 1 | 400 | |
| | Storage, Uniform | | | 60 | 1 | 60 | |
| | | | | 2,340 | 8 | 2,340 | |

College: GULF COAST COMMUNITY COLLEGE

Year: 1999-00

Site : No. 1: Main Campus

Site CO-FTE : 3534

Nonvocational: 2287

Vocational : 1247

| ICS CODE | DESCRIPTION OF SPACE | STA- | SQ/FT | SQ/FT | NO. | TOTAL | TOTAL |
|----------|-------------------------------|-----------|----------|-------|-----|-------|-------|
| | | TIONS PER | PER STA- | | | | |
| | | PER | TION | SPACE | CES | | |
| 11210042 | Electronic Keyboard Lab | 12 | 25 | 300 | 1 | 300 | 12 |
| | Storage, Material | | | 100 | 1 | 100 | |
| | | | | 400 | 2 | 400 | |
| 11210070 | Dramatic Arts Lab | 22 | 40 | 880 | 1 | 880 | 22 |
| | Storage, Material | | | 100 | 1 | 100 | |
| | | | | 980 | 2 | 980 | |
| 11311000 | LETTERS AND FOREIGN LANGUAGES | | | | | | |
| 11311010 | Foreign Languages Lab | 18 | 40 | 720 | 2 | 1,440 | 36 |
| | Storage, Material | | | 100 | 2 | 200 | |
| | | | | 820 | 4 | 1,640 | |
| 11000000 | OTHER PROGRAMS | | | | | | |
| 11806020 | Journalism Lab | 20 | 45 | 900 | 1 | 900 | 20 |
| | Storage, Material | | | 100 | 1 | 100 | |
| | | | | 1,000 | 2 | 1,000 | |
| 11849000 | Interdisciplinary Lab | 20 | 55 | 1,100 | 2 | 2,200 | 40 |
| | Storage, Material | | | 100 | 2 | 200 | |
| | Storage, Project | | | 150 | 2 | 300 | |
| | | | | 1,350 | 6 | 2,700 | |
| 13100000 | DEVELOPMENTAL EDUCATION | | | | | | |
| 13100000 | Math Lab | 20 | 45 | 900 | 1 | 900 | 20 |
| | Storage, Material | | | 100 | 1 | 100 | |
| | | | | 1,000 | 2 | 1,000 | |
| 13100000 | Reading Lab | 16 | 45 | 720 | 2 | 1,440 | 32 |
| | Storage, Material | | | 100 | 2 | 200 | |
| | | | | 820 | 4 | 1,640 | |
| 13100000 | Writing Lab | 20 | 45 | 900 | 1 | 900 | 20 |
| | Storage, Material | | | 100 | 1 | 100 | |

College: GULF COAST COMMUNITY COLLEGE

Year: 1999-00

Site : No. 1: Main Campus

Site CO-FTE : 3534

Nonvocational: 2287

Vocational : 1247

| ICS CODE | DESCRIPTION OF SPACE | STA- SQ/FT | | NO. | TOTAL | TOTAL |
|----------|----------------------|------------|----------|-----|-------|-------|
| | | TIONS PER | PER STA- | | | |

| | | | | 1,000 | 2 | 1,000 | |
|----------|-----------------------------------|----|----|-------|---|-------|----|
| 12000000 | VOCATIONAL/TECHNICAL LABORATORIES | | | | | | |
| 12000000 | RESOURCE SPACE | | | | | | |
| 12000000 | IMTS Lab | 30 | 47 | 1,410 | 1 | 1,410 | 0 |
| | Conference | | | 225 | 1 | 225 | |
| | Testing | | | 250 | 1 | 250 | |
| | Reception | | | 90 | 1 | 90 | |
| | | | | 1,975 | 4 | 1,975 | |
| 12000000 | IMTS Lab | 75 | 47 | 3,525 | 1 | 3,525 | 0 |
| | Classroom, Related Instruction | | | 525 | 1 | 525 | |
| | Testing | | | 250 | 1 | 250 | |
| | Reception | | | 360 | 1 | 360 | |
| | | | | 4,660 | 4 | 4,660 | |
| 12200000 | DISTRIBUTIVE EDUCATION | | | | | | |
| 12202000 | Sales-Mdse II Lab (Fashion Mkt) | 10 | 57 | 570 | 1 | 570 | 10 |
| | Classroom, Related Instruction | | | 525 | 1 | 525 | |
| | Reference | | | 150 | 1 | 150 | |
| | Storage, Material | | | 125 | 1 | 125 | |
| | | | | 1,370 | 4 | 1,370 | |
| 12204000 | Sales-Mdse I Lab (Fin/Credit Svc) | 15 | 57 | 855 | 1 | 855 | 15 |
| | Storage, Material | | | 125 | 1 | 125 | |
| | | | | 980 | 2 | 980 | |
| 12208000 | Sales-Mdse I Lab (Mkt & Distr) | 15 | 57 | 855 | 1 | 855 | 15 |
| | Storage, Material | | | 125 | 1 | 125 | |
| | | | | 980 | 2 | 980 | |
| 12211000 | Hotel-Motel II (Hospitality Mgt) | 18 | 57 | 1,026 | 1 | 1,026 | 18 |
| | Classroom, Related Instruction | | | 525 | 1 | 525 | |
| | Reference | | | 150 | 1 | 150 | |
| | Storage, Material | | | 125 | 1 | 125 | |

College: GULF COAST COMMUNITY COLLEGE

Year: 1999-00

Site : No. 1: Main Campus

Site CO-FTE : 3534

Nonvocational: 2287

Vocational : 1247

| ICS CODE | DESCRIPTION OF SPACE | STA- | SQ/FT | NO. | | TOTAL | TOTAL |
|----------|----------------------|-----------|----------|----------|------------|-------|----------|
| | | TIONS PER | PER STA- | PER EACH | SPA- TOTAL | | |
| | | PER | SPACE | SPACE | CES | SQ/FT | STATIONS |

| | | | | | | | |
|----------|------------------------------------|----|----|-------|---|-------|----|
| | | | | 1,826 | 4 | 1,826 | |
| 12217000 | Mgmt-Super Classroom (Real Estate) | 12 | 27 | 324 | 1 | 324 | 12 |
| | Storage, Material | | | 125 | 1 | 125 | |
| | | | | 449 | 2 | 449 | |

12300000 HEALTH OCCUPATIONS EDUCATION

12300000 DENTAL

| | | | | | | | |
|----------|--------------------------------|----|----|-------|---|-------|----|
| 12301010 | Dental Assisting Lab | 15 | 71 | 1,065 | 1 | 1,065 | 15 |
| | Classroom, Related Instruction | | | 525 | 1 | 525 | |
| | Darkroom | | | 60 | 1 | 60 | |
| | Lockers, Faculty | | | 90 | 1 | 90 | |
| | Lockers, Student | | | 360 | 1 | 360 | |
| | Operations | | | 360 | 1 | 360 | |
| | Reception | | | 360 | 1 | 360 | |
| | Storage, Material | | | 125 | 1 | 125 | |
| | X-Ray | | | 135 | 1 | 135 | |
| | | | | 3,080 | 9 | 3,080 | |

| | | | | | | | |
|----------|---------------------------------|----|----|-------|---|-------|----|
| 12301020 | Dental Hygiene Lab-Assoc Degree | 15 | 95 | 1,425 | 1 | 1,425 | 15 |
| | Classroom, Related Instruction | | | 525 | 1 | 525 | |
| | Darkroom | | | 60 | 1 | 60 | |
| | Lockers, Faculty | | | 90 | 1 | 90 | |
| | Lockers, Student | | | 360 | 1 | 360 | |
| | Operations | | | 360 | 1 | 360 | |
| | Reception | | | 360 | 1 | 360 | |
| | Storage, Material | | | 125 | 1 | 125 | |
| | X-Ray | | | 135 | 1 | 135 | |
| | | | | 3,440 | 9 | 3,440 | |

12303000 NURSING

| | | | | | | | |
|----------|--------------------------------|----|-----|-------|---|-------|----|
| 12303010 | Nursing Lab (RN) | 10 | 158 | 1,580 | 2 | 3,160 | 20 |
| | Classroom, Related Instruction | | | 525 | 2 | 1,050 | |
| | Storage, Material | | | 300 | 2 | 600 | |
| | Lockers, Student | | | 180 | 2 | 360 | |
| | Reception | | | 135 | 2 | 270 | |
| | Reference | | | 360 | 2 | 720 | |



College: GULF COAST COMMUNITY COLLEGE

Year: 1999-00

Site : No. 1: Main Campus

Site CO-FTE : 3534

Nonvocational: 2287

Vocational : 1247

| ICS CODE | DESCRIPTION OF SPACE | STA- SQ/FT | | NO. | SPA- TOTAL | TOTAL |
|----------|----------------------------------|------------|-------|-------|------------|----------|
| | | TIONS PER | SQ/FT | | | |
| | | PER STA- | EACH | CES | SQ/FT | STATIONS |
| | Conference | | 225 | 2 | | 450 |
| | | | 3,305 | 14 | | 6,610 |
| 12304000 | REHABILITATION | | | | | |
| 12304021 | Physical Therapy Assistant | 12 | 80 | 960 | 1 | 960 |
| | Hydrotherapy | | | 560 | 1 | 560 |
| | Storage, Material | | | 175 | 1 | 175 |
| | | | 1,695 | 3 | | 1,695 |
| 12305000 | RADIOLOGIC | | | | | |
| 12305010 | Radiation Therapy Tech Lab-X Ray | 15 | 80 | 1,200 | 1 | 1,200 |
| | Classroom, Related Instruction | | | 525 | 1 | 525 |
| | Storage, Material | | | 350 | 1 | 350 |
| | Technical Laboratory | | | 940 | 1 | 940 |
| | Darkroom | | | 360 | 1 | 360 |
| | | | 3,375 | 5 | | 3,375 |
| 12308000 | MENTAL HEALTH | | | | | |
| 12308010 | Psych Tech Lab-Mentl Health Tech | 10 | 78 | 780 | 1 | 780 |
| | Storage, Material | | | 300 | 1 | 300 |
| | | | 1,080 | 2 | | 1,080 |
| 12309000 | MISCELLANEOUS HEALTH EDUCATION | | | | | |
| 12309031 | Respiratory Therapist Lab | 12 | 80 | 960 | 1 | 960 |
| | Classroom, Related Instruction | | | 525 | 1 | 525 |
| | Lockers, Student | | | 180 | 1 | 180 |
| | Maintenance | | | 180 | 1 | 180 |
| | Reception | | | 135 | 1 | 135 |
| | Storage, Material | | | 300 | 1 | 300 |
| | | | 2,280 | 6 | | 2,280 |
| 12309032 | Respiratory Therapy Tech Lab | 12 | 95 | 1,140 | 1 | 1,140 |
| | Classroom, Related Instruction | | | 525 | 1 | 525 |
| | Lockers, Student | | | 180 | 1 | 180 |
| | Maintenance | | | 180 | 1 | 180 |
| | Reception | | | 135 | 1 | 135 |

College: GULF COAST COMMUNITY COLLEGE

Year: 1999-00

Site : No. 1: Main Campus

Site CO-FTE : 3534

Nonvocational: 2287

Vocational : 1247

| ICS CODE | DESCRIPTION OF SPACE | STA- TIONS PER PER SPAC | SQ/FT PER STA- TION | SQ/FT EACH SPACE | NO. SPA- CES | TOTAL SQ/FT | TOTAL STATIONS |
|----------|---------------------------------------|----------------------------------|------------------------------|------------------------|--------------------|----------------|-------------------|
| | Storage, Material | | | 300 | 1 | 300 | |
| | | | | 2,460 | 6 | 2,460 | |
| 12309070 | Emerg Med Tech Lab (Paramedic) | 15 | 88 | 1,320 | 3 | 3,960 | 45 |
| | Classroom, Related Instruction | | | 525 | 3 | 1,575 | |
| | Storage, Material | | | 250 | 3 | 750 | |
| | Telemetry | | | 1,080 | 3 | 3,240 | |
| | | | | 3,175 | 12 | 9,525 | |
| 12399000 | HEALTH OCCUPATIONS EDUC, OTHER | | | | | | |
| 12399010 | Hosp Admit Off Lab-Hlth Care Mgt | 12 | 88 | 1,056 | 1 | 1,056 | 12 |
| | Storage, Material | | | 100 | 1 | 100 | |
| | | | | 1,156 | 2 | 1,156 | |
| 12400000 | HOME ECONOMICS | | | | | | |
| 12401000 | HOMEMAKING: PREP PERS HOME/FAM LIVING | | | | | | |
| 12401010 | Consumer Svcs Lab (Homemaking) | 15 | 45 | 675 | 1 | 675 | 15 |
| | Grooming | | | 50 | 1 | 50 | |
| | Kitchen, Home Economics | | | 125 | 1 | 125 | |
| | Laundry, Home Economics | | | 50 | 1 | 50 | |
| | Storage, Material | | | 175 | 1 | 175 | |
| | Toilet and Bath, Student | | | 100 | 1 | 100 | |
| | | | | 1,175 | 6 | 1,175 | |
| 12402000 | OCCUPATIONAL PREPARATION | | | | | | |
| 12402010 | Child Care Services Lab | 15 | 52 | 780 | 1 | 780 | 15 |
| | Classroom, Related Instruction | | | 525 | 1 | 525 | |
| | Isolation | | | 45 | 1 | 45 | |
| | Kitchen, Home Economics | | | 125 | 1 | 125 | |
| | Observation | | | 80 | 1 | 80 | |
| | Storage, Material | | | 100 | 1 | 100 | |
| | Storage, Student | | | 45 | 1 | 45 | |
| | Toilet, Student | | | 28 | 1 | 28 | |
| | Toilet, Student | | | 28 | 1 | 28 | |
| | Storage, Outside | | | 50 | 1 | 50 | |
| | | | | 1,806 | 10 | 1,806 | |

College: GULF COAST COMMUNITY COLLEGE

Year: 1999-00

Site : No. 1: Main Campus

Site CO-FTE : 3534

Nonvocational: 2287

Vocational : 1247

| ICS CODE | DESCRIPTION OF SPACE | STA- | SQ/FT | NO. | TOTAL | TOTAL | |
|----------|----------------------|-----------|----------|-------|-------|-------|------------|
| | | TIONS PER | PER STA- | | | | SQ/FT EACH |
| | | SPAC | TION | SPACE | CES | SQ/FT | STATIONS |

12500000 BUSINESS EDUC/OFFICE OCCUPATIONS

12501000 ACCOUNTING

| | | | | | | | |
|----------|-------------------|----|----|-------|---|-------|----|
| 12501010 | Acct & Comp Lab | 20 | 56 | 1,120 | 1 | 1,120 | 20 |
| | Storage, Material | | | 100 | 1 | 100 | |
| | | | | 1,220 | 2 | 1,220 | |

| | | | | | | | |
|----------|-----------------------------|----|----|-------|---|-------|----|
| 12501010 | Acct & Comp Lab--Accounting | 20 | 56 | 1,120 | 1 | 1,120 | 20 |
| | Storage, Material | | | 100 | 1 | 100 | |
| | | | | 1,220 | 2 | 1,220 | |

12502000 BUSINESS DATA PROC SYSTEMS

| | | | | | | | |
|----------|--------------------------------|----|----|-------|---|-------|----|
| 12502000 | Bus Data Proc Lab | 15 | 63 | 945 | 2 | 1,890 | 30 |
| | Classroom, Related Instruction | | | 525 | 2 | 1,050 | |
| | Storage, Material | | | 100 | 2 | 200 | |
| | | | | 1,570 | 6 | 3,140 | |

12507000 STENOGRAPHIC AND SECRETARIAL

| | | | | | | | |
|----------|-----------------------|----|----|-----|---|-----|----|
| 12507000 | Sec'y Occupations Lab | 15 | 58 | 870 | 1 | 870 | 15 |
| | Storage, Material | | | 100 | 1 | 100 | |
| | | | | 970 | 2 | 970 | |

12508000 SUPVR/ADM MGT: GEN BUS, ETC.

| | | | | | | | |
|----------|---------------------------------|----|----|-----|---|-----|----|
| 12508000 | Clerical Occ Lab--Sup & Adm Mgt | 10 | 52 | 520 | 1 | 520 | 10 |
| | Storage, Material | | | 100 | 1 | 100 | |
| | | | | 620 | 2 | 620 | |

12600000 TRADE AND INDUSTRIAL OCCUPATIONS

12604000 AVIATION

| | | | | | | | |
|----------|----------------------------------|----|----|-----|---|-----|----|
| 12604030 | Aviation Ground Contr--Grnd Oper | 10 | 27 | 270 | 1 | 270 | 10 |
| | Storage, Material | | | 75 | 1 | 75 | |
| | | | | 345 | 2 | 345 | |

| | | | | | | | |
|----------|--------------------------------|---|----|-----|---|-----|---|
| 12604040 | Aircraft Piloting & Navig Lab | 9 | 72 | 648 | 1 | 648 | 9 |
| | Classroom, Related Instruction | | | 525 | 1 | 525 | |

College: GULF COAST COMMUNITY COLLEGE

Year: 1999-00

Site : No. 1: Main Campus

Site CO-FTE : 3534

Nonvocational: 2287

Vocational : 1247

| ICS CODE | DESCRIPTION OF SPACE | STA- PER | SQ/FT STA- TION | SQ/FT EACH SPACE | NO. SPA- CES | TOTAL SQ/FT | TOTAL STATIONS |
|----------|--------------------------------|-------------|-----------------------|------------------------|--------------------|----------------|-------------------|
| | Flight Simulator | | | 450 | 1 | 450 | |
| | Meteorology | | | 360 | 1 | 360 | |
| | Storage, Material | | | 450 | 1 | 450 | |
| | | | | ----- | ----- | ----- | |
| | | | | 2,433 | 5 | 2,433 | |
| 12604050 | Aviation Administration | 10 | 76 | 760 | 1 | 760 | 10 |
| | Classroom, Related Instruction | | | 525 | 1 | 525 | |
| | Storage, Material | | | 175 | 1 | 175 | |
| | Storage, Project | | | 175 | 1 | 175 | |
| | Storage, Tool | | | 90 | 1 | 90 | |
| | | | | ----- | ----- | ----- | |
| | | | | 1,725 | 5 | 1,725 | |
| 12610000 | CONSTRUCTION & MAINTENANCE | | | | | | |
| 12610002 | Building Construction Tech Lab | 10 | 66 | 660 | 1 | 660 | 10 |
| | Reproduction | | | 180 | 1 | 180 | |
| | Storage, Material | | | 350 | 1 | 350 | |
| | Storage, Project | | | 175 | 1 | 175 | |
| | | | | ----- | ----- | ----- | |
| | | | | 1,365 | 4 | 1,365 | |
| 12613000 | DRAFTING AND DESIGN | | | | | | |
| 12613000 | Drafting Lab (General) | 15 | 76 | 1,140 | 1 | 1,140 | 15 |
| | Reproduction | | | 270 | 1 | 270 | |
| | Storage, Material | | | 100 | 1 | 100 | |
| | Storage, Project | | | 100 | 1 | 100 | |
| | | | | ----- | ----- | ----- | |
| | | | | 1,610 | 4 | 1,610 | |
| 12615000 | ELECTRONICS | | | | | | |
| 12615040 | Electronic Tech Lab | 10 | 76 | 760 | 1 | 760 | 10 |
| | Classroom, Related Instruction | | | 525 | 1 | 525 | |
| | Storage, Material | | | 175 | 1 | 175 | |
| | Storage, Project | | | 175 | 1 | 175 | |
| | Storage, Tool | | | 90 | 1 | 90 | |
| | | | | ----- | ----- | ----- | |
| | | | | 1,725 | 5 | 1,725 | |
| 12615040 | Electronic Tech (Engrng) Lab | 10 | 76 | 760 | 1 | 760 | 10 |
| | Classroom, Related Instruction | | | 525 | 1 | 525 | |

College: GULF COAST COMMUNITY COLLEGE

Year: 1999-00

Site : No. 1: Main Campus

Site CO-FTE : 3534

Nonvocational: 2287

Vocational : 1247

| ICS CODE | DESCRIPTION OF SPACE | STA- TIONS PER SPAC | SQ/FT PER STA- TION | SQ/FT EACH SPACE | NO. SPA- CES | TOTAL SQ/FT | TOTAL STATIONS |
|----------|---------------------------------|------------------------------|------------------------------|------------------------|--------------------|----------------|-------------------|
| | Storage, Material | | | 175 | 1 | 175 | |
| | Storage, Project | | | 175 | 1 | 175 | |
| | Storage, Tool | | | 90 | 1 | 90 | |
| | | | | ----- | ----- | ----- | |
| | | | | 1,725 | 5 | 1,725 | |
| 12615050 | Electromechanical Tech Lab | 10 | 115 | 1,150 | 2 | 2,300 | 20 |
| | Controls Laboratory | | | 1,350 | 2 | 2,700 | |
| | Electronics Laboratory | | | 1,350 | 2 | 2,700 | |
| | Hydraulics & Mechanical Lab. | | | 1,350 | 2 | 2,700 | |
| | Storage, Material | | | 450 | 2 | 900 | |
| | Storage, Project | | | 175 | 2 | 350 | |
| | Storage, Tool | | | 175 | 2 | 350 | |
| | | | | ----- | ----- | ----- | |
| | | | | 6,000 | 14 | 12,000 | |
| 12615060 | Computer Electronics Lab | 8 | 76 | 608 | 1 | 608 | 8 |
| | Classroom, Related Instruction | | | 525 | 1 | 525 | |
| | Storage, Material | | | 175 | 1 | 175 | |
| | Storage, Project | | | 175 | 1 | 175 | |
| | Storage, Tool | | | 90 | 1 | 90 | |
| | | | | ----- | ----- | ----- | |
| | | | | 1,573 | 5 | 1,573 | |
| 12622000 | MARITIME OCCUPATIONS | | | | | | |
| 12622010 | Marine Mechanics Lab-Propulsion | 10 | 170 | 1,700 | 1 | 1,700 | 10 |
| | Classroom, Related Instruction | | | 525 | 1 | 525 | |
| | Storage, Material | | | 175 | 1 | 175 | |
| | Storage, Project | | | 175 | 1 | 175 | |
| | Storage, Tool | | | 135 | 1 | 135 | |
| | Storage, Flammable | | | 75 | 1 | 75 | |
| | Test Cell | | | 180 | 1 | 180 | |
| | | | | ----- | ----- | ----- | |
| | | | | 2,965 | 7 | 2,965 | |
| 12629000 | QUANTITY FOOD | | | | | | |
| 12629020 | Comm Food/Cul Art Lb, Chef | 12 | 95 | 1,140 | 1 | 1,140 | 12 |
| | Classroom, Related Instruction | | | 525 | 1 | 525 | |
| | Dining, Vocational | | | 540 | 1 | 540 | |
| | Freezer, Walk-in | | | 90 | 1 | 90 | |
| | Garbage, Refrigerated | | | 25 | 1 | 25 | |

College: GULF COAST COMMUNITY COLLEGE

Year: 1999-00

Site : No. 1: Main Campus

Site CO-FTE : 3534

Nonvocational: 2287

Vocational : 1247

| ICS CODE | DESCRIPTION OF SPACE | STATIONS PER SPACE | SQ/FT PER STATION | SQ/FT EACH SPACE | NO. STATIONS | TOTAL SQ/FT | TOTAL STATIONS |
|----------|----------------------------------|--------------------|-------------------|------------------|--------------|-------------|----------------|
| | Lockers, Toilets and Showers | | | 180 | 1 | 180 | |
| | Refrigerator, Walk-in | | | 90 | 1 | 90 | |
| | Storage, Dry, Food Services | | | 180 | 1 | 180 | |
| | | | | ----- | ----- | ----- | |
| | | | | 2,770 | 8 | 2,770 | |
| 12699000 | OTHER TRADE & INDUSTRIAL | | | | | | |
| 12699020 | Technical Writing Pub Tech Lab | 8 | 66 | 528 | 1 | 528 | 8 |
| | Reproduction | | | 180 | 1 | 180 | |
| | Storage, Material | | | 175 | 1 | 175 | |
| | Storage, Project | | | 175 | 1 | 175 | |
| | | | | ----- | ----- | ----- | |
| | | | | 1,058 | 4 | 1,058 | |
| 12699060 | Mfg Tech Lab-Computer Integrated | 8 | 142 | 1,136 | 1 | 1,136 | 8 |
| | Storage, Material | | | 350 | 1 | 350 | |
| | Storage, Tool | | | 175 | 1 | 175 | |
| | | | | ----- | ----- | ----- | |
| | | | | 1,661 | 3 | 1,661 | |
| 12699070 | Broadcasting Tech Lab-Radio & TV | 10 | 27 | 270 | 1 | 270 | 10 |
| | News | | | 105 | 2 | 210 | |
| | Production Control | | | 165 | 4 | 660 | |
| | Program Control | | | 165 | 2 | 330 | |
| | Recording Booth | | | 70 | 8 | 560 | |
| | Storage, Material | | | 100 | 1 | 100 | |
| | Studio | | | 180 | 1 | 180 | |
| | | | | ----- | ----- | ----- | |
| | | | | 1,055 | 19 | 2,310 | |
| 12700000 | PUBLIC SERVICE | | | | | | |
| 12700000 | Civil Engineering Tech Lab | 12 | 93 | 1,116 | 1 | 1,116 | 12 |
| | Material Testing | | | 900 | 1 | 900 | |
| | Soils and Concrete | | | 900 | 1 | 900 | |
| | Storage, Material | | | 350 | 1 | 350 | |
| | | | | ----- | ----- | ----- | |
| | | | | 3,266 | 4 | 3,266 | |
| 12701000 | FIRE SCIENCE | | | | | | |
| 12701010 | Fire Science Tech Lab | 12 | 100 | 1,200 | 1 | 1,200 | 12 |
| | Classroom, Related Instruction | | | 525 | 1 | 525 | |

College: GULF COAST COMMUNITY COLLEGE

Year: 1999-00

Site : No. 1: Main Campus

Site CO-FTE : 3534

Nonvocational: 2287

Vocational : 1247

| ICS CODE | DESCRIPTION OF SPACE | STA- PER | SQ/FT STA- TION | SQ/FT EACH SPACE | NO. SPA- CES | TOTAL SQ/FT | TOTAL STATIONS |
|----------|-----------------------------------|-------------|-----------------------|------------------------|--------------------|----------------|-------------------|
| | Storage, Material | | | 350 | 1 | 350 | |
| | Storage, Flammable | | | 75 | 1 | 75 | |
| | Shower, Emergency | | | 25 | 1 | 25 | |
| | | | | ----- | ----- | ----- | |
| | | | | 2,175 | 5 | 2,175 | |
| 12702000 | LAW ENFORCEMENT | | | | | | |
| 12702012 | Criminal Justice Tech | 12 | 80 | 960 | 2 | 1,920 | 24 |
| | Classroom, Related Instruction | | | 525 | 2 | 1,050 | |
| | Courtroom | | | 540 | 2 | 1,080 | |
| | Technical Laboratory | | | 940 | 1 | 940 | |
| | Photography Laboratory | | | 900 | 1 | 900 | |
| | | | | ----- | ----- | ----- | |
| | | | | 3,865 | 8 | 5,890 | |
| 12702030 | Correctional Officer Lab | 12 | 81 | 972 | 2 | 1,944 | 24 |
| | Classroom, Related Instruction | | | 525 | 2 | 1,050 | |
| | Storage, Material | | | 175 | 2 | 350 | |
| | | | | ----- | ----- | ----- | |
| | | | | 1,672 | 6 | 3,344 | |
| 12702050 | Legal Assisting Lab | 16 | 62 | 992 | 1 | 992 | 16 |
| | Classroom, Related Instruction | | | 525 | 1 | 525 | |
| | Storage, Material | | | 225 | 1 | 225 | |
| | Technical Laboratory | | | 940 | 1 | 940 | |
| | | | | ----- | ----- | ----- | |
| | | | | 2,682 | 4 | 2,682 | |
| 12709000 | URBAN, RURAL & COMMUNITY DEV SVCS | | | | | | |
| 12710000 | RESOURCES MANAGEMENT SERVICES | | | | | | |
| 12710040 | Environmental Science | 12 | 93 | 1,116 | 1 | 1,116 | 12 |
| | Classroom, Related Instruction | | | 525 | 1 | 525 | |
| | Storage, Material | | | 450 | 1 | 450 | |
| | Furnace | | | 300 | 1 | 300 | |
| | | | | ----- | ----- | ----- | |
| | | | | 2,391 | 4 | 2,391 | |

College: GULF COAST COMMUNITY COLLEGE

Year: 1999-00

Site : No. 1: Main Campus


Site CO-FTE : 3534

Nonvocational: 2287

Vocational : 1247

| ICS CODE DESCRIPTION OF SPACE | TOTAL SQ/FT | TOTAL STATIONS |
|--|-------------|----------------|
| Totals from Prior Pages | 179,805 | 2,390 |
| 11408350 PHYSICAL EDUCATION | 22,204 | |
| 41100000 AUXILIARY SPACES: | | |
| 41200000 Library | 28,226 | |
| 41500000 Audiovisual | 8,990 | |
| 50000000 Auditorium/Exhibition | 10,602 | |
| VARIES Student Services | 26,505 | |
| 70000000 Office | 44,422 | |
| 90000000 Support Services | 16,038 | |
| 90000000 Custodial Services | 3,887 | |
| Sanitation: | | |
| Student Restroom | 5,301 | |
| Staff/Public Restroom | 884 | |
| SUBTOTAL NET SQUARE FEET | 346,864 | |
| Electric/HVAC Equipment = .06% | 20,812 | |
| TOTAL NET SQUARE FEET | 367,676 | |
| 90000000 NET-TO-GROSS DIFFERENCE: | | |
| Circulation/Walls/Overhangs/Open Malls = 34% | 125,010 | |
| TOTALS - GROSS SQ/FT & STUDENT STATIONS | 492,686 | 2,390 |

NOTE: Amounts on this page are calculated with formulas.



SECTION 7
INVENTORY
OF
EXISTING SITES
AND
FACILITIES

During the educational plant survey, members of the survey team visited all existing sites and facilities owned by the college as well as those under long-term lease to the college. They examined facilities with regard to physical condition to determine whether they could be classified as satisfactory and recommended for continued use. They also evaluated facilities with respect to adequacy and suitability for accommodating the educational programs and related services provided by the college.

Description of Sites: Gulf Coast Community College owns three sites. The main campus is located in Bay County.

Site 1, Main Campus, is located at 5230 West Highway 98 in Panama City.

Site 2, Instructional Site, is located at Bay Point in Bay County.

Site 3, Special Purpose Site, is a firing range located in Bay County.

Since sites two (2) and three (3) do not carry student stations, they will not be mentioned again in this report.

Description of Facilities: The facilities owned and under long-term lease to Gulf Coast Community College are listed by site in **Exhibit 140: Existing Satisfactory Student Stations and Space by Facility**.

First, the facility number and name are given. The type designation identifies the primary characteristic of the facility, that is, whether it is a building, parking area, athletic area, outdoor swimming pool, or other. The status information refers to the degree of permanence of the facility based on structural materials and life expectancy. For example, a building constructed of masonry and steel and having a fifty-year lifetime is classified as permanent. One constructed

of wood and having a much shorter life span is listed as temporary. During the period between the appropriation of construction funds and the final inspection after construction is completed, a facility is classified as under construction.

The condition classification reports whether the physical quality of the facility has been evaluated by the survey team as satisfactory or unsatisfactory. Facilities described in the exhibits as satisfactory or in need of remodeling or renovation are included in the satisfactory category. Those identified as in need of demolition or appropriate for termination are included in the unsatisfactory category. Facilities determined to be satisfactory by the survey are recommended for continued use.

On Site 1, Main Campus, the survey team found that of the 26 permanent buildings, four (4) were in need of remodeling or renovation, and Building 9 - Harrison Health Building needs to be terminated.

College: GULF COAST COMMUNITY COLLEGE

Site : No. 1: Main Campus

EXISTING SATISFACTORY STUDENT STATIONS AND SPACE BY FACILITY

| FACILITY | T S C Y T O P A N E T D | STUDENT STATIONS | | | | | SQUARE FEET | |
|-------------------------|----------------------------------|------------------|--------------------|-----------------------|------------|--------------|----------------|----------------|
| | | Classroom | Non- vocational | Physical Education | Vocational | Total | Net | Est. Gross |
| Totals | | 1,826 | 407 | 0 | 381 | 2,614 | 326,901 | 464,199 |
| 1 Fine Arts Building | B P R | 0 | 135 | 0 | 0 | 135 | 24,200 | 34,364 |
| 2 Administration | B P S | 0 | 0 | 0 | 0 | 0 | 10,484 | 14,887 |
| 3 Counseling Center | B P S | 0 | 0 | 0 | 0 | 0 | 4,840 | 6,873 |
| 4 Library | B P S | 0 | 0 | 0 | 0 | 0 | 37,318 | 52,992 |
| 5 Asbell Business Bldg | B P S | 287 | 0 | 0 | 51 | 338 | 14,221 | 20,194 |
| 6 Social Science | B P S | 376 | 0 | 0 | 0 | 376 | 12,531 | 17,794 |
| 7 Language Arts Bldg | B P S | 208 | 13 | 0 | 0 | 221 | 10,179 | 14,454 |
| 8 Classroom Building | B P R | 62 | 95 | 0 | 95 | 252 | 16,307 | 21,736 |
| 9 Harrison Health Bldg | B P T | 0 | 0 | 0 | 0 | 0 | 18,067 | 25,655 |
| 10 Technology Building | B P S | 24 | 0 | 0 | 163 | 187 | 23,876 | 33,904 |
| 11 Sherman Science - A | B P S | 0 | 72 | 0 | 0 | 72 | 5,524 | 7,844 |
| 12 Sherman Science - B | B P S | 212 | 55 | 0 | 0 | 267 | 15,186 | 21,564 |
| 13 Maintenance | B P S | 0 | 0 | 0 | 0 | 0 | 3,248 | 4,612 |
| 14 Mechanical Building | B P S | 0 | 0 | 0 | 0 | 0 | 660 | 937 |
| 15 Nix Chapel | B P S | 0 | 0 | 0 | 0 | 0 | 192 | 273 |
| 16 Softball Concession | B P S | 0 | 0 | 0 | 0 | 0 | 426 | 605 |
| 17 S'ball Announce Box | B P S | 0 | 0 | 0 | 0 | 0 | 64 | 91 |
| 18 Softball Storage | B P S | 0 | 0 | 0 | 0 | 0 | 690 | 980 |
| 20 Tennis Courts | A P S | 0 | 0 | 0 | 0 | 0 | 25,500 | 36,210 |
| 21 Handball Courts | A P S | 0 | 0 | 0 | 0 | 0 | 7,100 | 10,082 |
| 25 WKGC -AM/FM Bldg. | B P S | 0 | 0 | 0 | 0 | 0 | 4,627 | 6,428 |
| 26 Health Science | B P R | 129 | 21 | 0 | 66 | 216 | 30,682 | 43,568 |
| 29 Pump House | O P S | 0 | 0 | 0 | 0 | 0 | 100 | 142 |
| 30 Pump House | O P S | 0 | 0 | 0 | 0 | 0 | 100 | 142 |
| 31 Baseball Dugout A | B P S | 0 | 0 | 0 | 0 | 0 | 618 | 878 |
| 32 Baseball Concession | B P S | 0 | 0 | 0 | 0 | 0 | 714 | 1,014 |
| 33 Baseball Dugout B | B P S | 0 | 0 | 0 | 0 | 0 | 665 | 944 |
| 34 Student Union | B P R | 528 | 16 | 0 | 6 | 550 | 44,424 | 63,082 |
| 35 Natatorium | B P S | 0 | 0 | 0 | 0 | 0 | 5,524 | 7,844 |
| 36 Facilities Mmgt.Bldg | B P S | 0 | 0 | 0 | 0 | 0 | 9,934 | 14,106 |

TYPE: A=Athletic, B=Building, O=Other, P=Parking, S=Swimming Pool
 STATUS: C=Construction, P=Permanent, T=Temporary
 CONDITION: D=Demolish, R=Remodel/Renovate, S=Satisfactory, T=Terminate

Instructional Facilities and Student Stations: Educational plants accommodate a variety of functions including instruction, academic support, student services, and institutional support. Because the instructional program is the primary function of a college, instructional facilities are most important. They include classrooms and laboratories as well as related service areas.

Student stations are found in the instructional facilities of an educational plant. A student station is defined as the amount of square footage, along with the associated equipment required, for one student to participate in a particular instructional program. The number and type of student stations are critical factors when evaluating existing facilities relative to their adequacy and suitability for providing for educational programs.

During the review of buildings, the survey team identified and assessed the student stations in each classroom and laboratory facility. The number and type of existing student stations determined to be satisfactory by the survey are shown by site in the center portion of **Exhibit 140: Student Stations and Space by Facility**. They are displayed by building and categorized according to classroom, nonvocational laboratory, and vocational laboratory. All existing student stations were determined to be satisfactory. The aggregate net square footage for the three instructional space categories of classroom nonvocational laboratory, and vocational laboratory is shown by site in Exhibit 340.

Auxiliary and Ancillary Facilities: Auxiliary and ancillary facilities accommodate the non-instructional functions of a college. Auxiliary facilities are those which house academic support, student services, and institutional support functions located at campuses, centers, and special purpose centers. Ancillary facilities are those which provide for districtwide institutional support at central locations.

Academic support facilities include areas for library, audiovisual, auditorium and exhibition functions. Student support facilities include spaces for physical education activities and for food, lounging, merchandising, recreation, meeting, and health care services for students. Institutional support facilities include all office and conference facilities; spaces for food, lounging, recreation, meeting, and health care services for non-students; and areas for computing services, maintenance shops, central storage, and vehicle storage.

The amount of satisfactory auxiliary and ancillary facilities owned by and under-long term lease to Gulf Coast Community College is shown by site in **Exhibit 340: Aggregate Footage of Satisfactory Existing Net Square Footage by Space Category by Site**. For each site, aggregate net square footage is indicated for the academic support space categories of library, audiovisual, and auditorium/ exhibition; for the student services space category; and for the institutional support space categories of office and support services. The aggregate net square footage for the three instructional space categories of classroom, nonvocational laboratory and vocational laboratory is shown by site in **Exhibit 340**.


College: GULF COAST COMMUNITY COLLEGE

AGGREGATE FOOTAGE OF SATISFACTORY
EXISTING NET SQUARE FOOTAGE BY SPACE CATEGORY BY SITE

| SPACE CATEGORY | SITE 1 | | | | | | COMBINED |
|--------------------------------|---------|---|---|---|---|---|----------|
| INSTRUCTIONAL SPACES: | | | | | | | |
| Classrooms | 42,527 | 0 | 0 | 0 | 0 | 0 | 42,527 |
| Nonvocational Spaces | 28,498 | 0 | 0 | 0 | 0 | 0 | 28,498 |
| Physical Education | 22,003 | 0 | 0 | 0 | 0 | 0 | 22,003 |
| Vocational Spaces | 61,388 | 0 | 0 | 0 | 0 | 0 | 61,388 |
| Subtotal | 154,414 | 0 | 0 | 0 | 0 | 0 | 154,414 |
| ACADEMIC SUPPORT: | | | | | | | |
| Library | 25,929 | 0 | 0 | 0 | 0 | 0 | 25,929 |
| Audiovisual | 2,678 | 0 | 0 | 0 | 0 | 0 | 2,678 |
| Auditorium/Exhibition | 10,965 | 0 | 0 | 0 | 0 | 0 | 10,965 |
| Subtotal | 39,572 | 0 | 0 | 0 | 0 | 0 | 39,572 |
| STUDENT SERVICES: | 21,860 | 0 | 0 | 0 | 0 | 0 | 39,572 |
| INSTITUTIONAL SUPPORT: | | | | | | | |
| Office | 35,033 | 0 | 0 | 0 | 0 | 0 | 35,033 |
| Support Services | 8,342 | 0 | 0 | 0 | 0 | 0 | 8,342 |
| Custodial Services | 0 | 0 | 0 | 0 | 0 | 0 | 0 |
| Sanitation | | | | | | | |
| * Student Restrooms | 5,301 | 0 | 0 | 0 | 0 | 0 | 5,301 |
| * Staff/Public Restrooms | 884 | 0 | 0 | 0 | 0 | 0 | 884 |
| Subtotal | 49,560 | 0 | 0 | 0 | 0 | 0 | 49,560 |
| ELECTRIC/HVAC EQUIPMENT | 0 | 0 | 0 | 0 | 0 | 0 | 0 |
| TOTAL NET SQUARE FEET | 265,406 | 0 | 0 | 0 | 0 | 0 | 265,406 |
| NET-TO-GROSS DIFFERENCE | 111,577 | 0 | 0 | 0 | 0 | 0 | 111,577 |
| TOTAL GROSS SQUARE FEET | 376,983 | 0 | 0 | 0 | 0 | 0 | 376,983 |

* Inventory Space for Sanitation not available - derived from 1999-00 Space Allocation.

Site : No. 1: Main Campus



SECTION 8
PLAN
FOR
HOUSING PROGRAMS,
STUDENTS AND SERVICES

The survey team developed a plan for housing instructional programs, projected student enrollments, faculty, staff, administrators, and auxiliary and ancillary services for the ensuing five-year period. The planning process required evaluation of existing educational plants, determination of future needs, and recommendations for changes and additions to existing plants to provide for future needs.

Programs and Students: Facility planning for housing instructional programs and student enrollments involves analysis of existing plant capacities, specification of capacity needs, and recommendations for remodeling, renovation, and new construction to meet the needs. Summaries of the five-year plan for housing programs and projected enrollments of Gulf Coast Community College are presented by site in **Exhibit 150: Summary of Student Stations**.

Educational plant capacity is defined as the number of capital outlay full-time-equivalent students which can be accommodated by the plant in regular instructional programs. Assessment of capacity requires consideration of several factors: kinds of educational programs in which students are enrolled, types of space in which different kinds of students receive instruction, number of student stations available in each type of space, and utilization criteria for rooms and student stations.

Specifically, all students receive instruction in general class-rooms, nonvocational students in nonvocational laboratories, and vocational students in vocational laboratories. In the exhibits, capital outlay full-time-equivalent student enrollment and number of student stations both are distributed appropriately among the three instructional space categories.

College: GULF COAST COMMUNITY COLLEGE

Site : No. 1: Main Campus

SUMMARY OF STUDENT STATIONS

| SPACE CATEGORY | GENERAL CLASSROOMS | NON- VOCATIONAL | PHYSICAL EDUCATION | VOCATIONAL |
|---------------------------------|-----------------------|--------------------|-----------------------|------------|
| FACILITIES LIST: | | | | |
| 1999-00 CO-FTE To Be Housed | 3,534 | 2,287 | 0 | 1,247 |
| Utilization Index Percent * | 0.3704 | 0.2083 | 1.0000 | 0.4902 |
| Student Station Allocation | 1,309 | 476 | 0 | 611 |
| 1999-00 Facilities List | 1,300 | 477 | 0 | 613 |
| Facilities List Over or (Under) | (9) | 1 | 0 | 2 |
| INVENTORY: | | | | |
| Existing Student Stations | | | | |
| In Inventory | 1,826 | 407 | 0 | 381 |
| Student Stations - Construction | 0 | 0 | 0 | 236 |
| Student Stations - Remodeling | (178) | 99 | 0 | (20) |
| Student Stations - Renovation | 0 | 0 | 0 | 0 |
| Stations Only For Program ** | 0 | 0 | 0 | 0 |
| Survey Recommended Stations | 1,648 | 506 | 0 | 597 |
| Utilization Index * | 2.7000 | 4.8000 | 1.000 | 2.040 |
| CO-FTE Housed | 4,450 | 2,429 | 0 | 1,218 |

* Indexes and reciprocals are for site with 2,500 or more CO-FTE.

** Stations associated with recommendations to meet program needs beyond station allocation are excluded from survey recommended stations.

Note: Capacity defined as number of CO-FTE students that can be housed by plant in instructional activities. Stations associated with recommendations to meet program needs beyond station allocation are excluded from survey recommended stations.

In addition, utilization criteria for each space category specify expected weekly hours of room use, percentage of student station use, and average weekly contact hours of students. In the tables, utilization indexes which combine category criteria are used to transform student stations into capacity and, conversely, utilization index reciprocals are used to convert capacity into student stations.

Explicit information related to the summary exhibits is provided throughout the survey report. Projection of 1999-2000 capital outlay full-time-equivalent student enrollment is explained in **Exhibits 310 and 320 of Section 5**. Educational programs are listed in **Exhibit 130 of Section 6**. Utilization criteria are given in **Section 3**. Existing student stations are listed in **Exhibit 140 of Section 7**. Recommendations for remodeling, renovation, and new construction are included in **Section 10**.

Personnel and Services: Facility planning for housing faculty, staff, and administrators, and auxiliary and ancillary services involves assessment of present plants, identification of future needs, and recommendations for remodeling, renovation and new construction to meet the needs. A summary of the five-year plan for accommodating the personnel and auxiliary and ancillary services for Gulf Coast Community College is presented by site in **Exhibit 160: Existing and Recommended Square Footage**. The exhibit also provides a summary of the plan for housing instructional programs and student enrollments, given in terms of square footages instead of student stations and capacities.

Specific information related to the summary in **Exhibit 160** is provided in other sections of the survey report. Square footage allocations by space category by site are shown in **Exhibit 130 of Section 6**. Auxiliary and ancillary facilities are defined and described in **Section 7**. Existing aggregate square footages by category by site are given in **Exhibit 340 of Section 7**. Recommendations for remodeling, renovation, and new construction are included in **Section 10**.


College: GULF COAST COMMUNITY COLLEGE

Site : No. 1: Main Campus

SUMMARY OF EXISTING AND RECOMMENDED SQUARE FOOTAGE

| SPACE CATEGORY | 1999-00 | EXISTING | SPACE | RECOMMENDED CHANGE-NSF | | SURVEY REC- OMMENDED SPACE |
|--------------------------------|---------------------|--------------------|-----------------------|------------------------|------------|----------------------------------|
| | SPACE ALLOCATION | INVENTORY SPACE | DEFICIT OR SURPLUS | Construction | Remodeling | |
| INSTRUCTIONAL SPACES: | | | | | | |
| Classrooms | 36,400 | 43,865 | 7,465 | 0 | (4,434) | 39,431 |
| Nonvocational Spaces | 31,300 | 27,253 | (4,047) | 0 | 4,434 | 31,687 |
| Physical Education | 22,204 | 20,387 | (1,817) | 1,817 | 0 | 22,204 |
| Vocational Spaces | 112,105 | 55,105 | (57,000) | 35,132 | 0 | 90,237 |
| Subtotal | 202,009 | 146,610 | (55,399) | 36,949 | 0 | 183,559 |
| ACADEMIC SUPPORT: | | | | | | |
| Library | 28,226 | 25,634 | (2,592) | 2,592 | 0 | 28,226 |
| Audiovisual | 8,990 | 5,090 | (3,900) | 3,905 | 0 | 8,995 |
| Auditorium/Exhibition | 10,602 | 10,965 | 363 | 0 | 0 | 10,965 |
| Subtotal | 47,818 | 41,689 | (6,129) | 6,497 | 0 | 48,186 |
| STUDENT SERVICES: | 26,505 | 21,860 | (4,645) | 4,645 | 0 | 26,505 |
| INSTITUTIONAL SUPPORT: | | | | | | |
| Office | 44,422 | 40,290 | (4,132) | 4,812 | 0 | 45,102 |
| Support Services | 16,038 | 18,556 | 2,518 | 0 | 0 | 18,556 |
| Custodial Services | 3,887 | 0 | (3,887) | 0 | 0 | 0 |
| Sanitation: | | | | | | |
| * Student Restrooms | 5,301 | 5,301 | 0 | 0 | 0 | 5,301 |
| * Staff/Public Restrooms | 884 | 884 | 0 | 0 | 0 | 884 |
| Subtotal | 70,532 | 65,031 | (5,501) | 4,812 | 0 | 69,843 |
| ELECTRIC/HVAC EQUIPMENT | 20,812 | 0 | (20,812) | 0 | 0 | 0 |
| TOTAL NET SQUARE FEET | 367,676 | 275,190 | (92,486) | 52,903 | 0 | 328,093 |
| NET-TO-GROSS DIFFERENCE | 125,010 | 115,690 | (9,320) | 22,240 | 0 | 137,930 |
| TOTAL GROSS SQUARE FEET | 492,686 | 390,880 | (101,806) | 75,143 | 0 | 466,023 |

* Existing Inventory Space for Sanitation not available - derived from 1999-00 Space Allocation.



SECTION 9
ANALYSIS
OF
CAPITAL OUTLAY FINANCES

The survey team developed a comprehensive plan for meeting the educational plant needs of the college for the succeeding five-year period. During the planning process, they evaluated needs for site acquisition, development, and improvement, remodeling, renovation, and new construction. Implementation of the complete plan for Gulf Coast Community College as set forth in the survey recommendations included in **Section 10** was estimated to cost \$13,744,423.

Financial capacity for accomplishing the plan depends upon the amount of future revenues made available to the college as well as obligations previously incurred. Thus, revenue sources accessible for capital outlay expenditure are discussed below. In addition, the indebtedness of the college during the period of the survey for state board of education capital outlay bonds is displayed in **Exhibit 210: Schedule of ... Bond Issues and Debt Requirement**. Finally, further information regarding the recent financial position of the college is found in **Exhibit 220: Capital Outlay Expenditures by Fund Source** and **Exhibit 230: Capital Outlay Expenditures by Project Type**. Capital outlay expenditure patterns by fund source and by project type are traced for the preceding five-year period.

Revenue Sources for Capital Outlay: College capital outlay projects may be financed from federal, state, and local fund sources. The primary sources of funds for Florida community colleges are state revenues provided for in Section 9(a)(2) and Section 9(d) of Article XII of the State Constitution, as amended.

Under the provisions of the Public Education Bond Amendment, Section 9(a)(2), Article XII, State Constitution, as amended, proceeds of revenues derived from gross receipts taxes for utility services are placed in the Public Education Capital Outlay and Debt Service Trust fund. Revenues, interest, and proceeds derived from the sale of public education capital outlay bonds issued by the State Board of Education are used to finance capital projects for the state system of public education as authorized by the Legislature. Funds accruing under this section commonly are referred to as public education capital outlay (PECO).

Each year the Legislature allocates funds from the Public Education Capital Outlay and Debt Service Trust Fund appropriation to various boards in the state system of public education. Pursuant to Section 235.41, F.S., the Commissioner of Education submits a comprehensive capital outlay budget request for all boards to the Legislature. In accordance with Section 235.435(1)(a), F.S., each college board of trustees annually receives an allocation for remodeling, renovation, maintenance, repairs, and site improvement for existing satisfactory facilities. In addition, under the provisions of Section 235.435(4)(a), F.S., the boards of trustees receive funds for projects based on a three-year priority list for the entire state community college system included in the legislature budget request.

Under the provisions of the School Capital Outlay Amendment, Section 9(d), Article XII, State Constitution, as amended, the first proceeds of revenues derived from the licensing of motor vehicles are placed in the Capital Outlay Bonds and Debt Service Fund and distributed annually among the school districts and college districts in the ratio of the number of instructional units in each district. Thus each district receives funds each year. After adoption of a resolution by the college board of trustees requesting issuance of capital outlay bonds against revenues accruing to the college district, the State Board of Education is authorized to issue bonds for and on behalf of the district. Funds accruing under this section commonly are referred to as capital outlay and debt service (CO&DS).

Revenues, interest, and proceeds derived from the sale of capital outlay bonds are used to finance capital projects in the order of priority of need based on recommendations in the current educational plant survey. The order of priority for expenditure of funds is established by the Board of Trustees in accordance with Rule 6A-2.0206, FAC, and approved by the State Board of Education.

College: GULF COAST COMMUNITY COLLEGE

SCHEDULE OF STATE BOARD OF EDUCATION BOND ISSUES AND DEBT REQUIREMENT

| Year | Name of Issue | SERIES OF ISSUE | AMOUNT OF ISSUE | DEBT SERV | | UNRETIRED PRINCIPAL 7/1/00 |
|--------|----------------------|--------------------|--------------------|----------------------------------|--------------------------------------|----------------------------------|
| | | | | UNRETIRED PRINCIPAL 7/1/85 | OBLIGATION 7/1/15 THRU 6/30/00 | |
| 1977 | Capital Outlay Bonds | 1977A | \$270,000 | \$75,000 | \$75,000 | \$0 |
| 1982 | Capital Outlay Bonds | 1982A | \$120,000 | \$40,000 | \$25,000 | \$15,000 |
| 1991 | Capital Outlay Bonds | 1991A | \$325,000 | \$310,000 | \$95,000 | \$215,000 |
| 1992 | Capital Outlay Bonds | 1992B | \$60,000 | \$40,000 | \$25,000 | \$15,000 |
| Totals | | | \$775,000 | \$485,000 | \$220,000 | \$245,000 |

SOURCE: Department of Education, Office of Educational Facilities, Educational Facilities Budgeting and Financial Management Section, "State Board of Education Bond Maturity Schedules".

College: GULF COAST COMMUNITY COLLEGE

Site : No. 1: Main Campus

**CAPITAL OUTLAY EXPENDITURES BY FUND SOURCE
FROM 1989-90 THROUGH 1993-94**

| FUND SOURCE | 1989-90 | 1990-91 | 1991-92 | 1992-93 | 1993-94 |
|---|-----------------------|-----------------------|-----------------------|-----------------------|-----------------------|
| PUBLIC EDUCATION BOND AMENDMENT (PECO) | | | | | |
| Correction Of Fire Safety Deficiencies | \$0.00 | \$10,000.00 | \$5,000.00 | \$5,000.00 | \$10,000.00 |
| Modification For Physically Handicapped | 10,000.00 | 25,000.00 | 10,000.00 | 5,000.00 | 7,000.00 |
| Correction of Safety-To-Life Deficiencies | 10,000.00 | 30,000.00 | 0.00 | 0.00 | 0.00 |
| Removal Of Asbestos | 40,000.00 | 58,530.00 | 0.00 | 13,232.00 | 4,300.00 |
| Remodeling, Renovation, Maintenance, Repair, and Site Improvemr.nt | 70,000.00 | 190,416.00 | 129,568.00 | 796,221.00 | 206,006.00 |
| New Construction | 879,289.00 | 4,549,122.00 | 1,122,601.00 | 34,787.00 | 1,202,745.00 |
| Library, Books and Films | 0.00 | 542,594.00 | 426,523.00 | 1,320.00 | 223,583.00 |
| SCHOOL CAPITAL OUTLAY AMENDMENT (CO&DS) | | | | | |
| Revenue Flowthrough And Interest | 0.00 | 576,909.00 | 0.00 | 0.00 | 236,118.00 |
| Bond Proceeds, SBE Capital Outlay Bonds | 37,748.00 | 180,502.00 | 283,314.00 | 0.00 | 0.00 |
| STATE GENERAL REVENUE | | | | | |
| | 23,000.00 | 388,706.00 | 158,175.00 | 332,157.00 | 133,443.00 |
| LOCAL FUNDS | | | | | |
| | 100,000.00 | 36,535.00 | 211,780.00 | 41,882.00 | 212,084.00 |
| FEDERAL FUNDS | | | | | |
| | 76,000.00 | 114,148.00 | 289,227.00 | 224,270.00 | 335,679.00 |
| Totals | \$1,248,037.00 | \$6,702,460.00 | \$2,646,188.00 | \$1,453,869.00 | \$2,570,958.00 |

SOURCE: Amounts from the Annual Financial Reports issued by the Accounting Offices of the college.


College: GULF COAST COMMUNITY COLLEGE
Site : No. 1: Main Campus

CAPITAL OUTLAY EXPENDITURES BY PROJECT TYPE
FROM 1989-90 THROUGH 1993-94

| TYPE EXPENDITURE | 1989-90 | 1990-91 | 1991-92 | 1992-93 | 1993-94 |
|---|-----------------------|-----------------------|-----------------------|-----------------------|-----------------------|
| Planning | \$72,185.00 | \$380,077.00 | \$91,020.00 | \$28,065.00 | \$114,854.00 |
| Land Acquisition | 0.00 | 542,594.00 | 426,523.00 | 1,320.00 | 223,583.00 |
| Building Construction | 962,468.00 | 4,687,631.00 | 1,122,601.00 | 346,139.00 | 1,416,542.00 |
| Furniture And Equipment | 23,730.00 | 827,055.00 | 497,785.00 | 611,768.00 | 262,201.00 |
| Remodeling, Renovation, Maintenance And Repair | 70,000.00 | 96,533.00 | 167,600.00 | 162,445.00 | 67,536.00 |
| Other Structures & Improvements * | 71,962.00 | 93,883.00 | 276,397.00 | 236,433.00 | 405,641.00 |
| Library Books And Films | 45,692.00 | 74,687.00 | 64,262.00 | 67,699.00 | 80,601.00 |
| Totals | \$1,246,037.00 | \$6,702,460.00 | \$2,646,188.00 | \$1,453,869.00 | \$2,570,958.00 |

SOURCE: Amounts from the Annual Financial Reports of the Accounting Offices of the college.

NOTE: Definitions of asset classifications Accounting Manual For Florida's Public Community Colleges.
 Site development and site improvement are included under Other Structures and Improvements
 asset classification.



SECTION 10

RECOMMENDATIONS

FOR

EDUCATIONAL PLANTS

GULF COAST COMMUNITY COLLEGE

RECOMMENDATIONS FOR EDUCATIONAL PLANTS
FOR
GULF COAST COMMUNITY COLLEGE

The comprehensive five-year plan for meeting the educational plant needs of Gulf Coast Community College is specified in the list of recommendations formulated by the survey team. The plan provides for housing the educational program, student population, faculty, administrators, staff, and auxiliary and ancillary services of the college district.

Survey recommendations establish the need for community college facilities (Section 240.327(1), F.S.). Recommended items are the basic components of projects used in developing long-range plans for educational plants and auxiliary and ancillary facilities (Section 235.16, F.S.), in adopting capital outlay budgets (Section 235.18, F.S.), and in submitting three-year plans for the Commissioner's annual legislative capital outlay budget request (Section 235.41, F.S.).

Survey recommendations are required for all remodeling, renovation, and new construction projects included in the three-year priority list for legislative funding, prepared by the State Board of Community Colleges for the budget request (Section 235.435(4)(a), F.S.).

The recommendations also furnish the foundation for the proposed building program (project priority list), with projects listed in the order of priority of need (Rule 6A-2.0206, FAC), submitted by the Board of Trustees through the Office of Educational Facilities to the State Board of Education for approval (Rule 6A-2.0207, FAC).

Recommendations can be made for sites which have officially been designated by the State Board of Education as a campus, center, or special purpose center. Recommendations for any leased sites and facilities are made in accordance with the provisions of Section 235.055, .056, F.S., and Rule 6A-2.029, FAC.

Recommendations are grouped by site according to the classifications of site acquisition, development, and improvement, remodeling, renovation, and new construction, as defined in Section 235.011, F.S. Cost estimates included with recommendations were current at the time of the survey. Estimates for remodeling, renovation, and construction were derived from the gross square foot cost of construction used in the legislative capital outlay budget request for the fiscal year in which the survey was conducted. However, the cost estimates are not part of the recommendations. They are added to provide a general idea of anticipated costs and are not accurate estimates for particular projects. At the point in time when recommendations are combined to plan specific projects, the college needs to have professional estimators prepare actual cost estimates appropriate for those projects.

At the end of the list, six standard recommendations are given for collegewide application, as needed. They address general categories of physical plant need which are likely to occur across time. No cost estimates are included with these recommendations.

The summary, below, shows the square foot costs and the collegewide cost estimates for each of the recommendation categories.

| <u>Recommendation Category</u> | <u>Square Foot Cost</u> | <u>Estimated Cost</u> |
|--------------------------------|-----------------------------|-----------------------|
| Site Acquisition | | \$ 1,300,000 |
| Site Development | | 130,000 |
| Site Improvement | | 2,730,000 |
| Remodeling | \$ 60.35 | 514,421 |
| Renovation | 40.23 | 0 |
| New Construction | 120.70 | \$9,070,002 |
| | Estimated Total Cost | \$13,744,423 |

RECOMMENDATIONS

College: GULF COAST COMMUNITY COLLEGE

Site : No. 1: Main Campus

SITE ACQUISITION

Pursuant to Subsection 240.327(2), Florida Statutes, a community college may expend public funds for the acquisition of property only with specific approval of the Legislature.

1.01. Acquire site, approximately nine (9) acres, located at the corner of the intersection of Moody Avenue and Highway 98 in Bay County.

Estimated Cost: \$ 600,000

1.02. Acquire site, approximately 12 acres, located in the SE quadrant of Bay County.

Estimated Cost: \$ 700,000

Total Site Acquisition: \$ 1,300,000

SITE DEVELOPMENT

1.03. Develop acquired sites to make them usable.

Estimated Cost: \$ 130,000

SITE IMPROVEMENT

1.04. Construct 180 parking spaces, with hard surface, positive drainage and illumination.

Estimated Cost: \$ 180,000

1.05. Complete construction of centralized HVAC system.

Estimated Cost: \$ 2,000,000

1.06. Renovate campuswide HVAC systems.

Estimated Cost: \$ 500,000

Exhibit 500

1.07. Renovate campuswide security system, to include re-keying.

Estimated Cost: \$ 50,000

Total Site Improvement: \$ 2,730,000

REMODELING

1.08. Remodel Facility 1 - Fine Arts Building; Rooms 112, 112A, 112B, 112C, 112D; as electronic piano laboratory suite; use codes 210, 215; PLUS 12 student stations; 400 NSF; and as dramatic arts laboratory suite; use codes 210, 215; PLUS 22 student stations; 936 NSF; total 1336 NSF. (Remodeling Room 112; use code 210 non-vocational; LESS 34 student stations.)

Estimated Cost: \$ 80,628

1.09. Remodel Facility 8 - Classroom Building; Rooms 102, 103; as aviation ground control laboratory suite; use codes 210, 215; PLUS 10 student stations; 345 NSF; as technical writing pub tech laboratory suite; use codes 210, 215; PLUS 8 student stations; 1058 NSF; and as circulation space; use code 20; ZERO student stations; 211 NSF; total 1614 NSF. (Remodeling Rooms 102, 103; use code 210 vocational; LESS 38 student stations.)

Estimated Cost: \$ 97,405

1.10. Remodel Facility 8 - Classroom Building; Room 139; as interdisciplinary laboratory suite; use code 210, 215; PLUS 20 student stations; 771 NSF. (Remodeling Room 139; use code 110; LESS 31 student stations.)

Estimated Cost: \$ 46,530

1.11. Remodel Facility 8 - Classroom Building; Room 203; as interdisciplinary laboratory suite; use codes 210, 215; PLUS 20 student stations; 783 NSF. (Remodeling Room 203; use code 110; LESS 31 student stations.)

Estimated Cost: \$ 47,254

1.12. Remodel Facility 26 - Health Science; Room 301; as physical sciences laboratory suite; use codes 210, 215; PLUS 20 student stations; 1140 NSF. (Remodeling Room 301; use code 210 non-vocational; LESS 21 student stations.)

Exhibit 500

Estimated Cost: \$ 68,799

- 1.13. Remodel Facility 34 - Student Union; Room 88; as developmental education (math) laboratory suite; use codes 220, 225; PLUS 20 student stations; 740 NSF. (Remodeling Room 88; use code 110; LESS 30 student stations.)

Estimated Cost: \$ 44,659

- 1.14. Remodel Facility 34 - Student Union; Room 89; as developmental education (writing) laboratory suite; use codes 220, 225; PLUS 20 student stations; 740 NSF. (Remodeling Room 89; use code 110; LESS 30 student stations.)

Estimated Cost: \$ 44,659

- 1.15 Remodel Facility 34 - Student Union; Room 231; as earth sciences laboratory suite; use codes 210, 215; PLUS 20 student stations; 1400 NSF. (Remodeling Room 231; use code 110; Less 56 student stations.)

Estimated Cost: \$ 84,490

Total Remodeling: \$ 514,424

NEW CONSTRUCTION

- 1.16. Construct sales-merchandise II (fashion) laboratory suite; use codes 210, 212, 215; PLUS 10 student stations; 1370 NSF; 1946 GSF.

Estimated Cost: \$ 234,882

- 1.17. Construct sales-merchandise I (finance/credit services) laboratory suite; use codes 210, 215; PLUS 15 student stations; use codes 210, 215; PLUS 15 student stations; 980 NSF; 1392 GSF.

Estimated Cost: \$ 168,014

- 1.18. Construct sales-merchandise I (marketing and distribution) laboratory suite; use codes 210, 215; PLUS 15 student stations; 980 NSF; 1392 GSF.

Estimated Cost: \$ 168,014

Exhibit 500

- 1.19. Construct hotel-motel II (hospitality management) laboratory suite; use codes 210, 212, 215; PLUS 18 student stations; 1826 NSF; 2594 GSF.

Estimated Cost: \$ 313,096

- 1.20. Construct management-supervisor classroom (real estate) laboratory suite; use codes 210, 215; PLUS 12 student stations; 449 NSF; 638 GSF.

Estimated Cost: \$ 77,007

- 1.21. Construct dental hygiene (A.S. degree) laboratory suite; use codes 210, 212, 215; PLUS 15 student stations; 3440 NSF; 4886 GSF.

Estimated Cost: \$ 589,740

- 1.22. Construct physical therapy assistant laboratory suite; use codes 210, 215; PLUS 12 student stations; 1695 NSF; 2408 GSF.

Estimated Cost: \$ 290,646

- 1.23. Construct psychiatric technology (mental health) laboratory suite; use codes 210, 215; PLUS 10 student stations; 1080 NSF; 1534 GSF.

Estimated Cost: \$ 185,154

- 1.24. Construct respiratory therapist laboratory suite; use codes 210, 212, 215; PLUS 12 student stations; 2280 NSF; 3239 NSF.

Estimated Cost: \$ 390,947

- 1.25. Construct hospital admittance office laboratory suite; use codes 210, 215; PLUS 12 student stations; 1156 NSF; 1642 GSF.

Estimated Cost: \$ 198,189

- 1.26. Construct child care services laboratory suite; use codes 210, 212, 215; PLUS 15 student stations; 1806 NSF; 2565 GSF.

Estimated Cost: \$ 309,596

- 1.27. Construct clerical occupations laboratory suite; use codes 210, 215; PLUS 10 student stations; 620 NSF; 881 GSF.

Exhibit 500

Estimated Cost: \$ 106,337

- 1.28. Construct marine mechanics laboratory suite; use codes 210, 212, 215; PLUS 10 student stations; 2965 NSF; 4211 GSF.

Estimated Cost: \$ 508,268

- 1.29. Construct manufacturing technology laboratory suite; use codes 210, 215; PLUS 8 student stations; 1661 NSF; 2359 GSF.

Estimated Cost: \$ 284,731

- 1.30. Construct broadcasting technical laboratory--radio and TV laboratory suite; use codes 210, 215; PLUS 10 student stations; 2310 NSF; 3281 GSF.

Estimated Cost: \$ 396,017

- 1.31. Construct civil engineering technology laboratory suite; use codes 210, 215; PLUS 12 student stations; 3266 NSF; 4639 GSF.

Estimated Cost: \$ 559,927

- 1.32. Construct fire science technology laboratory suite; use codes 210, 212, 215; PLUS 12 student stations; 2175 NSF; 3089 GSF.

Estimated Cost: \$ 372,842

- 1.33. Construct legal assisting laboratory suite; use codes 210, 212, 215; PLUS 16 student stations; 2682 NSF; 3810 GSF.

Estimated Cost: \$ 459,867

- 1.34. Construct environmental science laboratory suite; use codes 210, 212, 215; PLUS 12 student stations; 2391 NSF; 3396 GSF.

Estimated Cost: \$ 409,897

- 1.35. Construct physical education facilities and service areas; use codes 520, 525; ZERO student stations; 1817 NSF; 2581 GSF.

Estimated Cost: \$ 311,527

- 1.36. Construct library facilities and service areas; use codes 410, 420, 439, 440, 455; ZERO student stations; 2592 NSF; 3682 GSF.

Exhibit 500

Estimated Cost: \$ 444,417

1.37. Construct audiovisual facilities and service areas; use codes 530, 535; ZERO student stations; 3905 NSF; 5547 GSF.

Estimated Cost: \$ 669,523

1.38. Construct student services facilities and service areas; use codes 630, 635, 650, 655, 660, 665, 670, 675, 680, 685, 690, 810, 830, 850, 898; ZERO student stations; 4645 NSF; 6598 GSF.

Estimated Cost: \$ 796,379

1.39. Construct office facilities and service areas; use codes 310, 315; 350, 355; ZERO student stations; 4812 NSF; 6835 GSF.

Estimated Cost: \$ 824,985

Total New Construction: \$ 9,070,002

Total Site 1: \$13,744,423

Standard Collegewide Recommendations

- S.1. Provide custodial services facilities as prescribed in Rule 6A-2.038(2)(3)(5), Florida Administrative Code.
- S.2. Provide sanitation facilities for serving students, staff, and the general public as required in Rule 6A-2.068, .069, Florida Administrative Code.
- S.3. Correct deficiencies related to safety, health, and sanitation as identified in Rule 6A-2, Part III, Section B, Florida Administrative Code, and as listed in the annual comprehensive safety inspection report of existing facilities, submitted by the college to the Office of Educational Facilities.
- S.4. Replace defective roofs and roofing membranes, except those of unsatisfactory buildings, described in this survey report as scheduled for demolition or termination, in accordance with Rule 6A-2.0205(8), Florida Administrative Code.
- S.5. Modify facilities, recommended for continued use in this survey report, to comply with the requirements of the Americans with Disabilities Act of 1990, Public Law 101-336, pursuant to the "Florida Americans with Disabilities Accessibility Implementation Act," Sections 553.501-553.513, Florida Statutes.
- S.6. Replace or purchase additional furnishings and equipment, for facilities recommended for continued use in this survey report, as provided for in Rule 6A-2.0205(5), Florida Administrative Code.



Affirmative action/equal opportunity employer
Frank T. Brogan, Commissioner